

R-PRO 25

Standing Seam Profiling Machine



The purpose of the standing seam profiling machine R-PRO 25 is to produce double standing seam profiles 25 mm in a single pass. The compact, light and demountable profiling machine is suitable for all difficult-to-access jobsites or workshops.

R-PRO 25 consists of 3 components and can be assembled easily.

The infeed width is variable from 250mm to 700 mm to provide for a wide range applications.

The axial dimension of the profiled panels that are produced by a parallel run of the R-PRO 25 ranges from 170 mm to 620 mm, taking into account a seam loss of about 80 mm.

The profiling units (tie-bars) with 7 shaping levels are supplied on a torsion-proof steel frame.



Compact, light and demountable standing seam profiling machine suitable for hard-to-reach construction sites or workshops.

A single-sided run can produce conical and oblique panel or infill strips from a centre-to-centre distance of 80 mm. The length of the shortest panel is approx. 500 mm. The production rate is 9 meters per minute.

The strip or sheet material is guided by lateral infeed guides on the fixed, as well as the adjustable side.

These are adjustable to set the outer edges of the profile.

The profile rollers are made of high quality steel and surface treated. This special treatment provides the rollers to wear protection. The bearings of the upper profile rollers have resilient mounts in order to adapt to the material thickness. This ensures an impression-free and low-wear production of the panel.



OPEN-LID




DIGITAL ENCODER



CONTROL PANEL




BACKWARD & FORWARD &
EMERGENCY STOP



DEMOUNTABLE FEED GUIDES



WHEELS



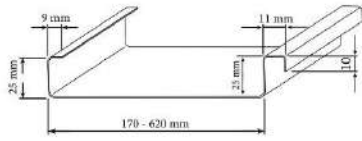
WIDTH ADJUSTMENT HANDLE



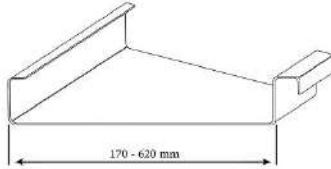
RIBBING ATTACHMENTS &
CIRCULAR SAW

TECHNICAL SPECIFICATIONS

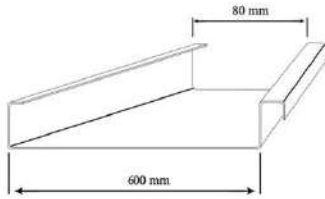
Supply Voltage	220 V / 50 Hz / 1 ph.
Drive Power	1 x 1.1 kw
Operating Speed	9 m / min.
Forming Stages	7 Stations
Shortest Panel Length	500 mm
Infeed Width	250 – 700 mm
Axial Dimension	170 mm – 620 mm (depending on material)
Processable Materials	Titanium Zinc 0,60 - 0,80 mm Copper 0,50 - 0,80 mm Aluminium 0,60 - 0,80 mm Sheet Steel (Galvanized&Coated) 0,50 - 0,70 mm Stainless Steel 0,40 - 0,50 mm
Dimensions (L x W x W)	1200 mm x 900 mm x 580 mm
Weight	190 kg



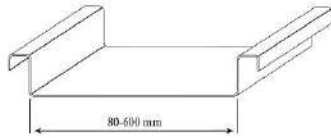
Standart Standing Seam 25
Axial Width between 170-620 mm



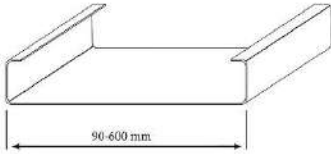
Angled Standing Seam 25
Axial Width between 170-620 mm



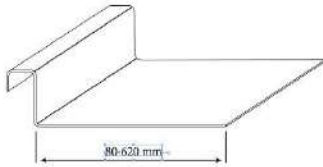
Conical Standing Seam 25
Min and max measures are given



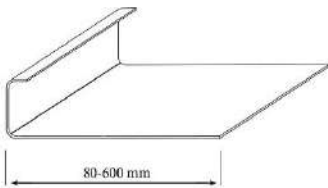
Standing Seam 25 - Both Sides Female
Input Width between 80-600 mm
Forming is done in 2 operations.



Standing Seam 25 - Both Sides Male
Input Width between 90-600 mm
Forming is done in 2 operations.



Standing Seam 25 - One side Female
Input Width between 80-620 mm



Standing Seam 25 - One side Male
Input Width between 80-600 mm

REIS STANDING SEAM TECHNOLOGIES

Web: www.reiskenet.com.tr