



ROOFING TOOLS



100 % price and performance satisfaction

Qualified hand tools with a low price level

User-friendly and long lasting



 /reis.standing.seam.technologies

 @reis-standing-seam

 /reis_standing_seam

 www.reiskenet.com.tr

Address: Konaklar Mah. Selvili Sk.

No:1/2 4. Levent / İstanbul 34330

Phone: +90 (212) 320 20 69

Whatsapp: +90 (212) 320 20 69

E-mail: info@reiskenet.com.tr

SS - SINGLE LOCK HAND SEAMER 90°



Jaw Width	220 mm
------------------	--------

Jaw Depth	50 mm
------------------	-------

Total Length	390 mm
---------------------	--------

Weight	2000 gr.
---------------	----------

It closes the standing seam panels at a 90° angle in a single operation with fast and easy way. Working width 220 mm.

It is the hand seamer used for locking the panels produced by "R-PRO 25" Standing seam profiling machine.

Single lock standing seam metal roof system is designed to prevent water from entering the panels.

Standing seam panels cover each other when installed on the roof, so there is no space in between.

DS - DOUBLE LOCK HAND SEAMER 180°



Jaw Width	220 mm
------------------	--------

Jaw Depth	50 mm
------------------	-------

Total Length	480 mm
---------------------	--------


Weight	2500 gr.
---------------	----------

It closes the standing seam panels at a 180° angle with a fast and easy way. Working width 220 mm.

It is the hand seamer used for locking the panels produced by "R-PRO 25" Standing seam profiling machine.

Double lock standing seam metal roof system is designed to prevent water from entering the panels.

Standing seam panels cover each other when installed on the roof, so there is no space in between.



EC - EAVES CLOSING JAWS



Jaw Width	220 mm
------------------	--------

Jaw Depth	60 mm
------------------	-------

Total Length	400 mm
---------------------	--------

Weight	2100 gr.
---------------	----------

Best hand seamer for closing the eaves on standing seam application with a fast and easy way.

By the help of this hand seamer tool, you guarantee water tightness at the eaves end. Working width 220 mm

Standing seam metal roof system is designed to prevent water from entering the panels.

Standing seam panels cover each other when installed on the roof, so there is no space in between.

